

Food and drink

Bradford District Sector Profiles 2012

Key points

- With almost 100 workplaces and around 4,200 employees in the district, food and drink is still a relatively small sector in Bradford.
- It accounts for 2.2% of all employees in Bradford the same as the regional average but far greater than the national average of 1.4%.
- Most of the employment in the food and drink sector in Bradford is based in the Bradford City area with 2,800 employees although this is only 2.6% of total employees in the sub-district.
- The Regional Econometric Model (REM) forecasts a decline in employment in the sector to 2026, however, output is forecast to continue to grow suggesting increased efficiency.
- The 10 largest workplaces in the district, in terms of employment figures, have a combined employee total of over 3,000, with significant turnovers.
- The REM estimates that output from this sector in Bradford will be around £163 million in 2012 – 2.2% of Bradford's total output.

Food and drink employment

There are approximately 4,200 employees in Bradford's food and drink sector. The sector is dominated in Bradford by food manufacture – very few employees work in drinks manufacture.

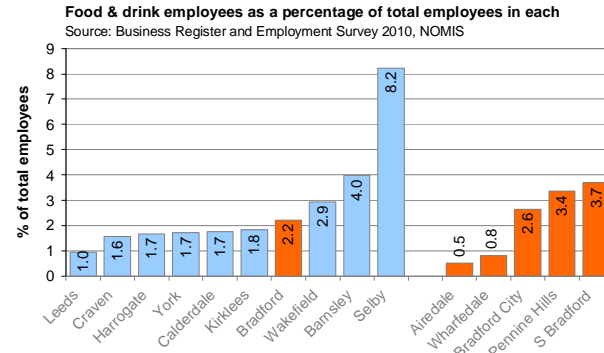
Food & drink employees 2010

Area	No. F&D employees	% of total employees in each area
Great Britain	367,900	1.4
Y&H	48,700	2.2
Leeds City Region (LCR)	24,600	2.0
Bradford	4,200	2.2
Airedale	200	0.5
Bradford City	2,800	2.6
South Bradford	800	3.7
Pennine Hills	200	3.4
Wharfedale	100	0.8

Source: Business Register and Employment Survey, NOMIS (Numbers rounded to nearest 100)

Food and drink manufacture is not a dominant sector of the Bradford economy accounting for just 2.2% of all employees in the district. However, this is similar to the proportions engaged in food and drink across the Leeds City Region, and the Y&H region. Distribution of employment within the district is highly uneven with 67% of employees working in Bradford City (2,800 employees) and a further 20% in South Bradford (around 800 employees).

Food and drink employment share in Bradford is higher than in many Leeds City Region districts

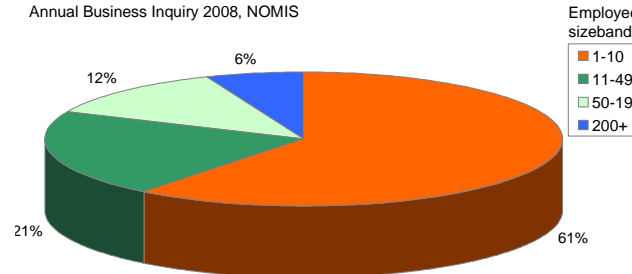


At 2.2% share Bradford has a greater proportion of food and drink employees than many LCR districts. Within Bradford district, South Bradford and Pennine Hills areas have relatively high proportions of employees working in food and drink.

Food and Drink businesses

Bradford follows the regional and national trend in terms of the size of workplaces for this sector. A majority in all areas are small operating with between 1 and 10 employees. Around a fifth of the business are medium sized with 11-49 employees and 12% between 50 and 199 employees. 6.1% have more than 200 employees – a significantly larger proportion than for manufacturing as a whole.

Proportion of food and drink businesses in Bradford in each employee sizeband
Annual Business Inquiry 2008, NOMIS



In 2008, there was a total of almost 100 workplaces in Bradford involved in the manufacture of food and drink. Over half of these (52%) are based in Bradford City, which is a common trend in the manufacturing sector. Airedale has 20% of the share and Pennine Hills has the lowest share.

Location of major food & drink employers



Source: Key Companies, Bradford Central Library, CBMDC

Employment trends

2010 data from the Business Register and Employment Survey shows a modest rise in food and drink employment in Bradford between 2009 and 2010. This was similar to the Y&H regional average rise but better than the negative growth experienced across Great Britain as a whole. Airedale appears to have suffered badly with a 21.7% decrease over the year, however, this represents a very small number of employees.

Change in employee numbers

Area	Change 2009 to 2010	
	No.	%
Great Britain	-1,200	-0.3
Y&H	1,400	2.9
Leeds City Region (LCR)	500	1.9
Bradford	100	3.1
Airedale	-100	-21.7
Bradford City	100	4.1
South Bradford	100	7.3
Pennine Hills	0	12.4
Wharfedale	0	-11.1

Source: Business Register and Employment Survey, NOMIS (Numbers rounded to nearest 100)

Additional Food and Drink sector analysis

Earnings in food and drink are not very high, reflecting the routine nature of much employment in this sector and relatively low skill levels compared to some other manufacturing industries. The average gross weekly full-time earnings are £420.50 at 2011. This is significantly below the average for the district for all manufacturing industries which stands at £498.30.

Case study: Farmers Boy Ltd

Farmers Boy began trading as a wholly-owned subsidiary of Morrisons supermarkets in August 1980. It operates a purpose-built fresh food factory employing around 1,500 people at its Greenside Park site in Bradford. The factory produces pizzas, pies and savoury rolls and also packs cheese and sausages, flavoured meats, gammon and bacon. Total turnover for Farmers Boy is over £240m a year.

Morrisons run a carbon reduction programme covering all of its operations including manufacturing. Over the last year the Farmers Boy plant has achieved a reduction of around 830 tonnes of carbon emissions through improvements to plant and machinery.

Morrisons is the UK's fourth largest food retailer and has been based in Bradford district for more than a century. The business is mainly food and grocery but uniquely sources and processes most of the fresh food that it sells through its own manufacturing facilities (including Farmers Boy).

Sector definition:

The sector includes processing, preserving and manufacture of food products including meat and fish, fruit and vegetables, dairy products, baked goods as well as any other food products. It also includes manufacture of both alcoholic and soft drinks.

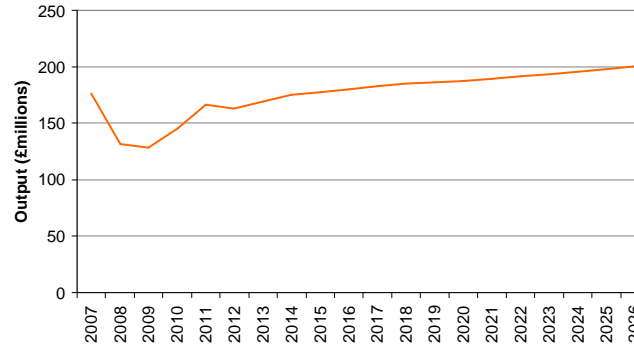
This definition is based on the Yorkshire Forward revised 2008 food and drink industries definition but has been updated using the ONS Standard Industrial Classification (2007) to enable data to be extracted from the Business Register and Employment Survey 2009.

The sector has been identified as a priority for analysis because of the number of larger businesses in the district.

Food and drink output is expected to grow but employment in this sector is forecast to decline

Food and drink output (£millions) - Bradford

Source: Regional Econometrics Model, Experian April 2012



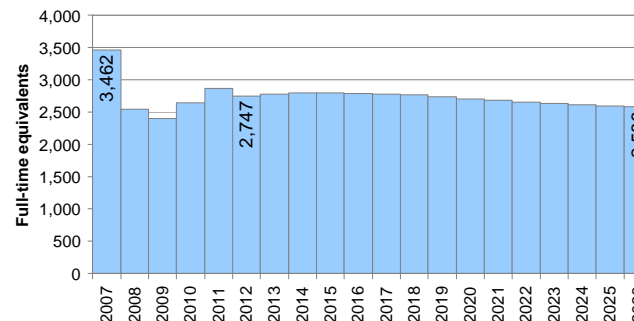
Although output in the food and drink sector declined during the recession, it has increased recently and is forecast to continue to do so over the coming years. It is anticipated that pre-recession output levels of £176 million will be reached by around 2014 and increase to around £201 million in 2026.

The April 2012 Regional Econometric Model (REM) data shows the significant decline in employment that occurred during the recession and the slow and faltering recovery to 2011/12. Although numbers increased to 2011 the data shows a fall to 2012 and continued slow decline over the years to 2026.

The most recent BRES data from ONS shows a small rise in employment numbers in food and drink between 2009 and 2010 of around 100 employees and this is reflected in the chart below.

Food and drink employment trends and forecasts - Bradford

Source: Regional Econometrics Model, Experian April 2012



National and regional outlook

UK Trade and Investment identifies food and drink as the largest manufacturing sector in the UK with around 500,000 employees across the UK. Food and non-alcoholic drink exports from the UK increased by 11.4% in 2011 to £12.15bn and despite economic difficulties throughout the Eurozone, exports to the EU27 grew strongly at 11.3% over the year compared to 2010 (9.1%). The main recipients of UK food and drink exports are mature markets such as the USA, Canada and the EU. However, developing markets such as the Gulf States and Asia are opening up opportunities for exporters.

Yorkshire & Humber is the country's largest food-producing region. It is home to more than 15,000 companies (the largest concentration in the UK), including some of the world's biggest companies.

The region's ethnic food cluster is growing at a rate of 15% a year and the speciality foods cluster is growing at around 35% (national growth is around 4%). Mumtaz Food Industries Ltd in Bradford City is one of the largest businesses in food and drink manufacturing in the district employing around 150 people.

Yorkshire & Humber is also the base for numerous major buyers including Morrisons based in Bradford

Produced by:
Strategic Support
Department of Business Support
City of Bradford Metropolitan District Council
Email: mary.johnston@bradford.gov.uk
Phone: 01274 434035
Web: www.bradfordeconomy.com